




570

The Unforgettable Predator




BERTRAM
FEEL THE RIDE. LIVE THE LEGEND.



Exterior Finish

- Maxguard (PREMIUM ISO-NPG gelcoat)
- Feature stripes painted with Dupont IMRON® paint
- BOMAR hatches powder coated to match gelcoat
- Molded non-skid gelcoat deck surfaces
- Blister resistant vinyl ester resin in hull bottom skin coat

Hull, Deck and Flybridge Construction

- Deck: hand laid-up molded fiberglass hull with solid core and sandwich construction
- Flybridge: hand laid-up molded fiberglass and sandwich construction
- Hull: hand laid-up molded fiberglass, solid bottom with vacuum bagged cored hullsides, solid keel and chines
- Solid fiberglass hull bottom. Hull sides & superstructure laminated with high density foam.
- Hull sides above waterline - vacuum bagged with divinyell core

Hull

- Ball seacocks on all underwater thruhull fittings, all with electrical bonding
- Bertram dark blue waterline stripe
- Bottom paint with primer coat and 1 coat dark blue anti-fouling paint
- Freshwater Tank: FRP
- Fuel Tank: FRP, zero trim effect (midship mounted) with fuel level sightglass
- Holding tank: with liquid level monitors and plumbed for dockside pump out
- Linear exhaust muffler system
- Recessed transom swim/emergency steps
- Recessed trim tabs, Electro-hydraulic
- Sump tank with automatic pump-out for shower and sink
- Zincs, transom mounted

Deck

- Anchor locker
- Anchor windlass: electric with deck mounted foot controls
- Anchor: Delta 55 lbs. with chain and line
- Bertram dark blue deck stripe with gold accent pin-stripe
- Integral bow pulpit with stainless steel chute and roller
- Washdown faucet (foredeck)
- Anodized aluminum bow rail with burgee staff
- Cleats: 2 forward, 2 aft with transom hawse pipes, 4 springline
- Compressed heavy-duty white vinyl rubrail with solid stainless steel insert
- Fuel fills, port and starboard
- Fuel fill alarm
- Freshwater tank fill
- Hatches over engines for ease of engine access
- Powder coated aluminum handrails on pilaster
- Powder coated aluminum handrails over side windows

Cockpit

- Access hatches to lazarete, gasketed, scuppered, and dogged
- Cable TV and telephone connections
- Cockpit coaming padding
- Cutting board
- Dockside electrical connection, (2) 50 AMP/220V (Glenninning CableMaster, (2) standard)
- Dockside water connection with pressure reducing valve
- Doors, port and starboard, to conceal shore power inlets, dockside water inlet, faucets and switches
- Engine room access door, with ladder to engine room, lockable
- Fire extinguisher manual controls
- Flybridge ladder with acrylic steps
- Washdown, Freshwater

- Washdown, Saltwater
- Molded boarding steps (port & starboard)
- Cockpit Lighting
- Live well
- Tackle Drawers
- Cockpit freezer
- Reinforcement for fighting chair
- Removable fish box with macerator pump
- Removable hatch to machinery room
- Rod holders (4)
- Salon steps
- Self-bailing cockpit with large scuppers
- Sink with salt and fresh water faucets
- Stere speakers, watertight
- Transom door and gate
- Transom fish box insulated, with overboard drain
- Under gunwale storage for boat hook and gaff

Flybridge

- AM/FM stereo with CD player and water tight speakers and cockpit remote control
- Basic electronics
- Instrument panel with: tach, oil engine pressure, engine water temperature, gear, oil pressure, voltmeter, fuel level, switches and fireboy discharge indicator
- Systems monitors with audible alarms included in engine package
- Stereo and VHF locker with plexiglass cover
- Bertram dark blue flybridge stripe with gold accent pin-stripe
- Compass
- Distribution panel in locker
- Electronic controls
- Engines synchronizer
- Seating: Teak helm and companion pedestal seats
- Molded footrest for helm seat
- Console handrails, port, stbd and forward
- Seating: U-shaped lounge forward of helm
- Stainless steel steering wheel
- Storage: molded under lounge for life raft, console, molded portside storage

- Air horn
- International navigation lights

Engine Compartment and Fuel Systems

- Twin diesel turbo-charged, fresh water cooled main engines with marine gear, engine driven alternators, water separators/ fuel filters, & exhaust mufflers
- Aquamet shafts
- Bronze rudders and struts
- Trolling valves
- Dripless shaft seals
- Dual fuel filters-main engines (4 total)
- Acoustical and thermal insulation in the engine room
- Vibration dampening isolators for engines
- Hydraulic steering with power assist pump
- Emergency engine shut-down system
- Automatic/Manual blower system for engine room
- Bilge pumps (4); (3) auto/manual, (1) auto only
- Air intake, hull sides
- Electric Hot Water Heater: 11 gal (2)
- Emergency bilge water evacuation system, engine driven
- Engine and machinery room lighting AC & DC
- Engine room access ladder (removable)
- Fixed fire extinguishing system for engine and machinery rooms with automatic and remote manual controls plus audible and visual discharge signals
- Generator: 23 kW (1 ea Standard, 2nd optional) freshwater-cooled, remote start diesel generator with exhaust muffler and sound shield (Generator may not supply power for all standard, optional and owner-added equipment. Power management may be required.)
- Fuel filters on generator supply
- Hi gloss polyurethane finish
- Metered oil change system for engines, gear & generator with quick disconnect
- Seacocks, heavy duty manganese bronze

- Seawater strainers for generator, air conditioning and saltwater washdown pump

Electrical Systems - Deckhouse

- 240V/120V AC input and main distribution panel with voltmeter, ammeter, generator controls, magnetic circuit breakers and shore power selector switches
- 24V/12V DC main distribution panel with voltmeter, ammeter, magnetic circuit breakers and batteries tester
- Alarm Monitor: bilge flood signal for four compartments, black water tank indicator light, high-heat signal in engine and machinery rooms
- Electrical pump-out for toilet holding tank
- Fresh water level gauge
- Light fixtures, 120V AC/ 24V DC
- Radio and cable television system with antenna and shore connection
- Telephone jacks with shore connection

Electrical Systems - Galley

- 240V/120V AC appliances distribution panel with magnetic circuit breakers
- 24V DC galley and cabins distribution panel
- GFI receptacles

Electrical Systems - Bridge

- 24V DC flybridge electronics accessory panel with magnetic circuit breakers in console
- 12V DC flybridge electronics accessory panel with magnetic circuit breakers in console
- Alarm Monitor: bilge flood signal for four compartments, black water tank indicator light, high-heat signal in engine and machinery rooms
- Battery parallel switch, remote
- Ground fault circuit interrupter receptacles in console
- Main engine control panel

Electrical Systems - Engine Room and Systems Room

- 24V DC batteries panel with switches for main engines and main battery disconnect switches
- 24V DC fuses for uninterrupted power to bilge pumps, fire and bilge flood monitors
- Air conditioning zoned direct expansion total 54,000 BTU
- Batteries (4), heavy duty, 12VDC
- Battery chargers with thermal cutoff and switching system for complete integration and battery parallel system for main engines and generator
- Bonding system, galvanic and electrical
- Converters (2) 50 amp 24V
- GFI receptacles
- Isoboost transformers (2)
- Light fixtures, 120V AC/ 24V DC

Deckhouse- Salon

- Aluminum salon door with frameless glass
- Fixed frameless windows with tinted safety glass, port and starboard
- Removable frameless windows with tinted safety glass, aft
- Sofa
- Entertainment center with color 26" LCD TV, CD/DVD player, CD changer, AM/FM stereo
- Cherry wood paneling with padded vinyl accents
- Vinyl headliner (Whisper Wall System)
- Wood blinds
- Carpeting with acoustic padding
- Central vacuum system
- Cocktail table
- Dry bar with bottle storage
- Electrical distribution panels 120V AC receptacles
- Air conditioning electronic control
- Lighting, 120V AC and 24V DC

Deckhouse- Galley/Dinette

- CORIAN® countertops and sinks with sea rail molding
- Flooring, Amtico teak and holly
- Single lever hot and cold faucet
- Cooktop, four burners
- 120V AC side by side GE refrigerator (Salon Layout A)
- Dishwasher (Fisher & Paykel®)
- Microwave/convection oven
- Dinette, U-shaped with table
- Lighting, 120V AC
- Storage cabinets & drawers
- Vinyl headliner

Companionway

- Carpeting
- Flush panel doors to staterooms, starboard head and laundry locker
- Lighting 24V DC
- Awlgrip finished bilge storage compartment
- Vinyl headliner and wallcovering
- Washer and dryer in locker with shelf

Master Stateroom

- Queen-sized berth with drawer storage beneath
- Mattress, foam with spread, pillows, and shams
- Sheets/pillowcases, one set
- Reading lights
- Entertainment center with 19" LCD TV-AM/FM/CD/DVD/MP3 player
- Hanging locker full height, lighted, cedar lined
- 120V AC receptacles
- Air conditioning electronic control
- Built in digital alarm clock
- Carpeting
- Lighting, 120V AC and 24V DC
- Vinyl headliner and wallcovering

Starboard Guest Stateroom

- Berths, twin, side by side with storage beneath
- Nightstand with drawer
- Mattress, foam with spread, pillows, and shams
- Sheets/pillowcases, one set for each berth
- Reading lights
- Entertainment center with 19" LCD TV-AM/FM/CD/DVD/MP3 player
- Hanging locker, cedar lined with automatic light
- 120V AC receptacles
- Air conditioning electronic control
- Built in digital alarm clock
- Carpeting
- Lighting, 120V AC and 24V DC
- Vinyl headliner and wallcovering padded

Forward Guest Stateroom

- Queen-sized berth with drawer storage beneath
- Mattress, foam with spread, pillows, and shams
- Sheets/pillowcases, one set
- Reading lights
- Entertainment center with 19" LCD TV-AM/FM/CD/DVD/MP3 player
- Hanging locker, cedar lined with automatic light
- Hullside storage shelves
- 120V AC GFI receptacles
- Air conditioning electronic control
- Built in digital alarm clock
- Carpeting
- Lighting, 120V AC / 24V DC
- Opening hatch overhead with shade & screen
- Vinyl headliner and wallcovering padded

Master Head

- CORIAN® countertop and sink
- Flooring, Amtico teak and holly
- Mirrored overhead
- Upper cabinets with mirrored doors
- Tecma® electric toilet system (freshwater)

- Stall shower with door and automatic sump pump
- Towel bar
- Exhaust blowers
- 120V AC GFI receptacles
- Lighting, 120V AC and 24V DC
- Vinyl wallcovering

Starboard Guest Head

- CORIAN® countertop and sink
- Flooring, Amtico teak and holly
- Mirrored overhead
- Tecma® electric toilet system (freshwater)
- Stall shower with door and automatic sump pump
- Towel bar
- Upper cabinets with mirrored doors
- Exhaust blowers
- 120V AC GFI receptacles
- Lighting, 120V AC and 24V DC
- Vinyl wallcovering

Port Guest Head

- CORIAN® countertop and sink
- Flooring, Amtico teak and holly
- Mirrored overhead
- Tecma® electric toilet system (freshwater)
- Stall shower with door and automatic sump pump
- Upper cabinets with mirrored doors
- Towel bar
- Exhaust blowers
- 120V AC GFI receptacles
- Lighting, 120V AC and 24V DC
- Vinyl wallcovering

Coast Guard Mooring and Docking Equipment

- American flag
- Bertram burgee
- Docking lines braided nylon
- Fire extinguishers, portable
- Fog bell, 8"
- Life jackets (8)
- Life ring
- Owner's manual

Cockpit Options

- Mezzanine Seating Option
- Cockpit shower, hot and cold
- Cockpit Sole Teak
- Fiberglass swim platform
- Fighting Chair, Teak seat Large
- Ice maker, Eskimo, for transom fishbox
- Mister System
- Remote control for fly bridge stereo in cockpit

Flybridge Options

- Helm and Companion teak seat, pair
- Power Actuated Electronics Console
- Electronic Side mount controls with matching wheel
- Table on flybridge, fiberglass
- Cold plate for flybridge cold box

Deck/Exterior

- Gelcoat Hull Color - Bahama Blue
- Gelcoat Hull Color - Fighting Lady Yellow
- Bow Thruster
- Underwater Lights across Transom, 110V (3)
- Underwater Lights across Transom, 24V (3)
- Video Ray – Sport Edition (Factory Installed)
- Video Ray – Safety Edition (Factory Installed)

Engine Room/System Options

- Fuel Polisher System
- Generator Additional 23kW 60HZ
- ARG - Anti Roll Gyro System, (2) ARG 2000
- International Package
(including European Specific Premium Audio Visual)
- Watermaker, 700 GPD with auto backflush

Interior

- Counter: Upgrade to granite
- Flooring: Upgrade carpet
- Salon B Layout Option
- Sheet Set, additional, one set for each berth
- Sofa: Sleeper in sofa (Salon B layout only)
- Sofa: Upgrade sofa to leather (incl. Throw Pillows)
- Sofa: Upgrade sofa to Ultra-leather
(incl. Throw Pillows)
- Wet bar (Salon)

Audio/Visual

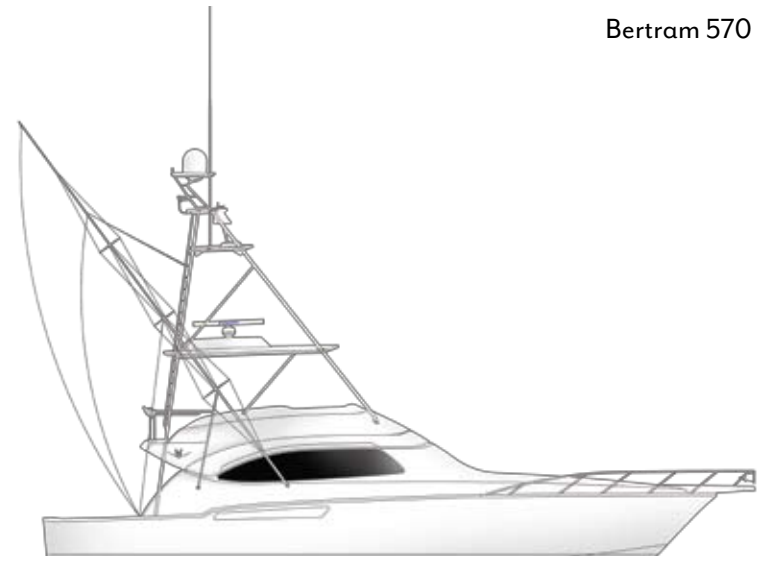
- Master Stateroom AM/FM & CD/DVD Player
- Master Stateroom Television - 26" LCD
- Salon Stereo System - Bose
- Salon Television - 32" LCD



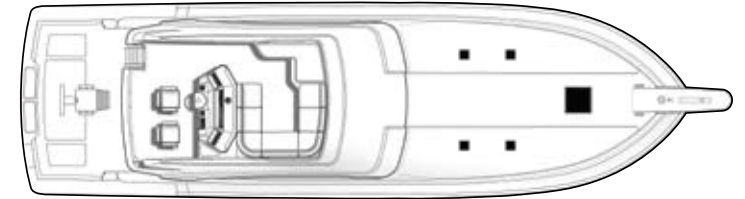
Technical Specifications

Bertram 570

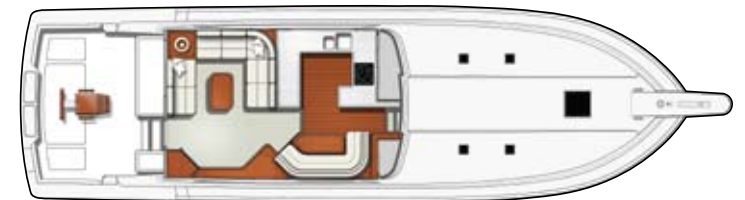
Size	Overall Length (w/bow pulpit)	60 ft. 6 in.	(18.46 m)
	Hull Length (Standard ISO 8666).....	57 ft. 0 in.	(17.4 m)
	Beam, Max.....	16 ft. 11 in.	(5.1 m)
	Draft.....	5 ft. 3 in.	(1.6 m)
	Height Above Waterline, Maximum	13 ft. 9 in.	(4.2 m)
	Cockpit Area	174 sq. ft.	(16.12 m ²)
Technical data	Displacement (lbs.).....	76,073 lbs	(34.5 ton)
	Fuel Capacity (US Gal.).....	1,500	(5,670 L)
	Fresh Water Capacity (US Gal.)	250	(948 L)
	Holding Tank Capacity (US Gal.).....	101	(382 L)
Power	Standard Engine.....	Twin MAN V-12 CR 1360 HP	
	Engine Option #1	Twin MAN V-12 CR 1500 HP	
	Engine Option #2.....	Twin CAT C-32A, 1676 HP	
Design	Styling & Internal Design.....	Bertram Yacht/Zuccon International Project	



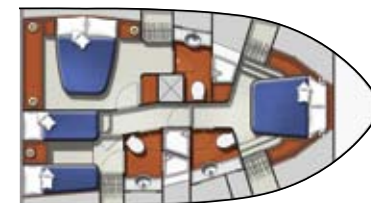
Open Bridge



Salon



Staterooms





570



FEEL THE RIDE. LIVE THE LEGEND.

BERTRAM YACHT, INC.
3663 N.W. 21st Street, Miami, Florida 33142
Phone (305) 633-8011 Fax (305) 635-1388

Bertram Yacht, Inc. reserves the right to make changes at any time, without notice, in design, materials, colors, equipment, models and prices, and to discontinue models. Photographs are shown for illustrative purposes only, and may show items that are optional equipment, special decor or custom items.



Bertram Yacht supports the efforts of
Guy Harvey's Ocean Foundation.

www.bertram.com